

Speakers R/S Mackie Powered Speakers.
 Mounted on the floor, upstage of the rear projection screen, depending on coverage, we may want to raise it off the ground - small platform. Aimed straight downstage

Speakers L/M - EAW JF50
 Mounted in the ceiling (under the deck) in the first wing, aimed across the stage, and a little towards the audience.

Speakers N1/O1 - McCauley
 Monitor speaker mounted on back side of false proscenium. Aimed at upper walkway. Above shotguns

Speakers N2/O2 - EAW 8196
 Monitor speaker mounted on back side of false proscenium at 6' off ground. Aimed under walkway.

RODE shotgun mics: mounted behind the false proscenium, and aimed up the walkways. Above or below the speakers.

Speaker T - JBL box
 Mounted in trap. Aimed straight up - or forward (discuss material being used for stage front).

Speakers P/Q EAW JF50 Monitors
 Mounted behind torm 1 or two - whichever gets the cleanest shot crossing the stage.

Senn 912 Floor Mics 8' apart, between foot lights - 4

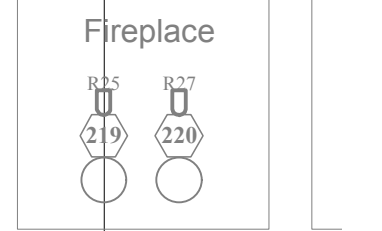
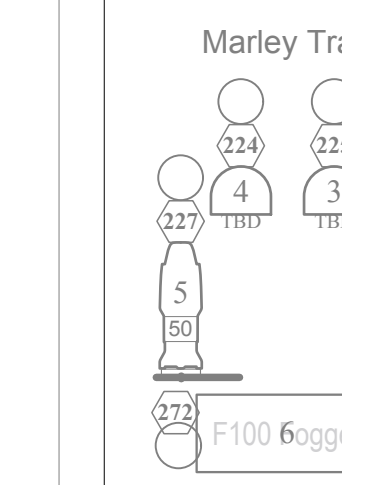
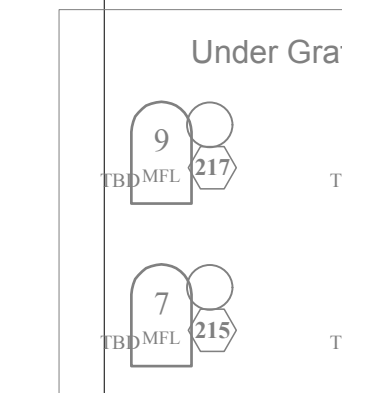
House L/R Speakers A/B and E/F

Cluster Speakers C/D
 typical location - feeding G,H,I delays in typical fashion

Surround L: typical speaker and location

IEM with small speaker for music box

Surround R: typical speaker and location



COMPANY SWITCH

Title Christmas Carol Sound		
Drawing Number Drawing No. 1 of 1	Drawn By Joe Payne	Date 10/24/13
CAD File Name Assistant: Isabel Tipton		